



GLOBAL JOURNAL OF SCIENCE FRONTIER RESEARCH: B  
CHEMISTRY

Volume 17 Issue 2 Version 1.0 Year 2017

Type : Double Blind Peer Reviewed International Research Journal

Publisher: Global Journals Inc. (USA)

Online ISSN: 2249-4626 & Print ISSN: 0975-5896

## Chemical Bonding: Time Economic Innovative Pedagogies - A Review Article

By Arijit Das

Ramthakur College

**Abstract-** In this article, text based learning approaches have been highlighted by innovative and time economic way to enhance interest of students' who belong to paranoia zone in chemical bonding. In this pedagogical survey, I have tried to hub seven (07) time economic pedagogies by including twenty six (26) new formulae. This review explores the results and gives implications for context based teaching, learning and assessment.

**Keywords:** *chemical education research, engineering UG level students, chemical bonding, hybridization & geometry, molecular orbital theory, bond order, oxide based acid radical, magnetic properties, spin multiplicity, chemical bonds, alkenes and alkynes.*

**GJSFR-B Classification:** FOR Code: 039999



*Strictly as per the compliance and regulations of:*



# Chemical Bonding: Time Economic Innovative Pedagogies - A Review Article

Arijit Das

**Abstract-** In this article, text based learning approaches have been highlighted by innovative and time economic way to enhance interest of students' who belong to paranoia zone in chemical bonding. In this pedagogical survey, I have tried to hub seven (07) time economic pedagogies by including twenty six (26) new formulae. This review explores the results and gives implications for context based teaching, learning and assessment.

**Keywords:** chemical education research, engineering UG level students, chemical bonding, hybridization & geometry, molecular orbital theory, bond order, oxide based acid radical, magnetic properties, spin multiplicity, chemical bonds, alkenes and alkynes.

## I. INTRODUCTION

The conventional methods<sup>1-7</sup> for determination of hybridization of simple molecules or ions, bond order of diatomic species having (1-20)e's using M.O.T., bond-order of oxide based acid radicals, prediction of spin state using spin multiplicity value, evaluation of magnetic behaviour of diatomic species having (1-20)e's with M.O.T., calculation of number bonds in olefinic hydrocarbons and alkynes are time consuming. Keeping this in mind, in this survey, I have introduced some innovative teaching methodologies<sup>8-18</sup> to make chemistry fascinating and time economic. Here, I have tried to discuss them abruptly with different multiple choice questions.

*Formula used for the determination of  $sp$ ,  $sp^2$  and  $sp^3$  hybridization state:*

Power on the Hybridization state of the central atom = (Total no of  $\sigma$  bonds around each central atom -1)

All single (-) bonds are  $\sigma$  bond, in double bond (=) there is one  $\sigma$  and  $1\pi$ , in triple bond ( $\equiv$ ) there is one  $\sigma$  and  $2\pi$ . In addition to these each lone pair (LP) and Co-ordinate bond can be treated as one  $\sigma$  bond subsequently.

*Eg.:*

1. In  $NH_3$ : central atom N is surrounded by three N-H single bonds i.e. three sigma ( $\sigma$ ) bonds and one lone pair (LP) i.e. one additional  $\sigma$  bond. So, in  $NH_3$  there is a total of four  $\sigma$  bonds [3 bond pairs (BPs) + 1 lone pair (LP)] around central atom N. Therefore, in this case power of the hybridization state of N =  $4-1 = 3$  i.e. hybridization state =  $sp^3$ .

## II. TIME ECONOMIC INNOVATIVE PEDAGOGIES

### a) Predicting the Hybridization of Simple Molecules/Ions

In chemistry, hybridization is the concept of mixing atomic orbitals into newly hybrid orbitals suitable for the pairing of electrons to form chemical bonds in valence bond theory (VBT). Hybrid orbitals are differ in energies, shapes, etc., than the component atomic orbitals. Hybrid orbitals are very useful in the explanation of molecular geometry and atomic bonding properties. Prof. Linus Pauling (1931), first proposed the Hybridization in order to explain the structure of molecules such as methane ( $CH_4$ ) using atomic orbitals. Here, an innovative time economic methodology proposed for the determination of hybridization state .

#### i. Prediction of $sp$ , $sp^2$ , $sp^3$ Hybridization state

Hybridization is nothing but the mixing of orbital's in different ratio and the newly mixed orbitals called hybrid orbitals. The mixing pattern is as follows:

$s + p$  (1:1) -  $sp$  hybrid orbital;

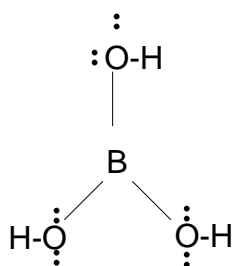
$s + p$  (1:2) -  $sp^2$  hybrid orbital;

$s + p$  (1:3) -  $sp^3$  hybrid orbital

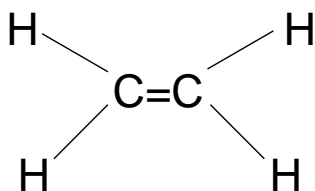
2. In  $H_2O$ : central atom O is surrounded by two O-H single bonds i.e. two sigma ( $\sigma$ ) bonds and two lone pairs i.e. two additional  $\sigma$  bonds. So, altogether in  $H_2O$  there are four  $\sigma$  bonds (2 bond pairs + 2 lone pairs) around central atom O, So, in this case power of the hybridization state of O =  $4-1 = 3$  i.e. hybridization state of O in  $H_2O = sp^3$ .

3. In  $H_3BO_3$ : B has  $3\sigma$  bonds (3BPs but no LPs) and oxygen has  $4\sigma$  bonds (2BPs & 2LPs) so, in this case power of the hybridization state of B =  $3-1 = 2$  i.e. B is  $sp^2$  hybridized in  $H_3BO_3$ . On the other hand, power of the hybridization state of O =  $4-1 = 3$  i.e. hybridization state of O in  $H_3BO_3$  is  $sp^3$ .

Author: Department of Chemistry, Ramthakur College, Agartala - 799003, Tripura West, Tripura, India.  
e-mails: arijitdas78chem@gmail.com, arijitdas\_chem@rediffmail.com



- In  $I-Cl$ : I and Cl both have  $4\sigma$  bonds and 3LPs, so, in this case power of the hybridization state of both I and Cl =  $4 - 1 = 3$  i.e. hybridization state of I and Cl both are  $sp^3$ .
- In  $CH_2=CH_2$ : each carbon is attached with 2 C-H single bonds (2  $\sigma$  bonds) and one C=C bond (1 $\sigma$  bond), so, altogether there are 3 sigma bonds. So, in this case, power of the hybridization state of both C =  $3-1 = 2$  i.e. hybridization state of both C's are  $sp^2$ .



b) Prediction of  $sp^3d$ ,  $sp^3d^2$ ,  $sp^3d^3$  Hybridization state

In case of  $sp^3d$ ,  $sp^3d^2$  and  $sp^3d^3$  hybridization state there is a common term  $sp^3$  for which 4 sigma bonds are responsible. So, in addition to 4 sigma bonds, for each additional sigma, added one d orbital gradually as follows:-

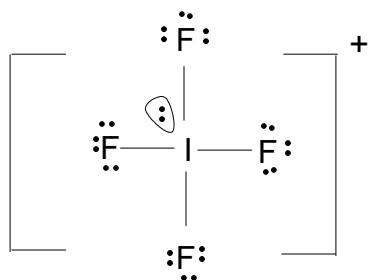
$5\sigma$  bonds =  $4\sigma$  bonds + 1 additional  $\sigma$  bond =  $sp^3d$  hybridization

$6\sigma$  bonds =  $4\sigma$  bonds + 2 additional  $\sigma$  bonds =  $sp^3d^2$  hybridization

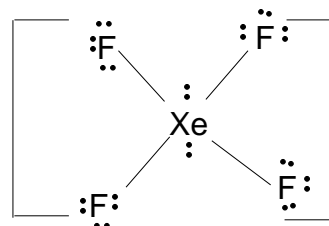
$7\sigma$  bonds =  $4\sigma$  bonds + 3 additional  $\sigma$  bonds =  $sp^3d^3$  hybridization

Eg:-

- $IF_4^+$ : I has 7 e's in its outermost shell, so, in this case, subtract one e<sup>-</sup> from 7 i.e.  $7 - 1 = 6$ . So, out of 6 electrons, 4 electrons form 4 I-F bonds i.e. 4 sigma bonds and there is one LP. So, altogether there are 5  $\sigma$  bonds. So,  $5\sigma$  bonds =  $4\sigma$  bonds + 1 additional  $\sigma$  bond =  $sp^3d$  hybridization".



- $IF_7$ : 7 I-F single bonds i.e.  $7\sigma$  bonds =  $4\sigma$  bonds + 3 additional  $\sigma$  bonds =  $sp^3d^3$  hybridization.
- $ICl_2^-$ : I has 7 e's in its outermost shell, so, in this case, add one e<sup>-</sup> with 7(overall charge on the compound) i.e.  $07+1=08$ . So, out of 08 electrons, 02 electrons form 02 I-Cl bonds i.e. 02 sigma bonds and there is 03 LPs. So, altogether there are 05 $\sigma$  bonds. So,  $5\sigma$  bonds =  $04\sigma$  bonds + 01 additional  $\sigma$  bond =  $sp^3d$  hybridization.
- $XeF_4$ : Xe, an inert gas, consider 8 e's in its outermost shell, 04 of which form 04 Xe-F sigma bonds and there is two LPs, i.e. altogether there is 06  $\sigma$  bonds =  $04\sigma$  bonds + 02 additional  $\sigma$  bonds =  $sp^3d^2$  hybridization.



In case of determination of the hybridization state by using the above method, one must have a clear idea about the outermost electrons of different family members in the periodic table as follows:

Family	Outermost electrons
Carbon family	04
Nitrogen family	05
Oxygen family	06
Halogen family	07
Inert gas family	08

In case of cationic species, requisite electron/electrons must be removed from the outermost orbit of the central atom and incase of anionic species, added requisite electron with the outermost electrons of the central atom. Examples have been explored in Table-1.

Table 1: ( $\sigma$  bonds and corresponding hybridization State)

Total number of sigma ( $\sigma$ ) bonds	Nature of Hybridization State	Examples
2	sp	BeCl <sub>2</sub> , HgCl <sub>2</sub> , C <sub>2</sub> H <sub>2</sub> , CO <sub>2</sub> , CO, CdCl <sub>2</sub> , ZnCl <sub>2</sub> etc.
3	sp <sup>2</sup>	BCl <sub>3</sub> , AlCl <sub>3</sub> , C <sub>2</sub> H <sub>4</sub> , C <sub>6</sub> H <sub>6</sub> , SO <sub>2</sub> , SO <sub>3</sub> , HNO <sub>3</sub> , H <sub>2</sub> CO <sub>3</sub> , SnCl <sub>2</sub> , PbCl <sub>2</sub> etc.
4	sp <sup>3</sup>	NH <sub>4</sub> <sup>+</sup> , BF <sub>4</sub> <sup>-</sup> , H <sub>2</sub> S, H <sub>2</sub> SO <sub>4</sub> , HClO <sub>4</sub> , PCl <sub>3</sub> , NCl <sub>3</sub> , AsCl <sub>3</sub> , HClO <sub>3</sub> , ICl <sub>2</sub> <sup>+</sup> , OF <sub>2</sub> , HClO <sub>2</sub> , SCl <sub>2</sub> , HClO, ICl, XeO <sub>3</sub> etc.
5	sp <sup>3</sup> d	PCl <sub>5</sub> , SbCl <sub>5</sub> , SF <sub>4</sub> , ClF <sub>3</sub> , BrF <sub>3</sub> , XeF <sub>2</sub> , ICl <sub>2</sub> <sup>-</sup> etc.
6	sp <sup>3</sup> d <sup>2</sup>	SF <sub>6</sub> , AlF <sub>6</sub> <sup>3-</sup> , SiF <sub>6</sub> <sup>2-</sup> , PF <sub>6</sub> <sup>-</sup> , IF <sub>5</sub> , BrF <sub>5</sub> , XeOF <sub>4</sub> , XeF <sub>4</sub> , BrF <sub>4</sub> <sup>-</sup> , ICl <sub>4</sub> <sup>-</sup> etc.
7	sp <sup>3</sup> d <sup>3</sup>	IF <sub>7</sub> , XeF <sub>6</sub> etc.

Geometry of simple molecules or ions:

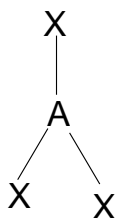
In absence of lone pair of electrons a molecule or ion exhibit regular geometry. For sp, sp<sup>2</sup>, sp<sup>3</sup>, sp<sup>3</sup>d, sp<sup>3</sup>d<sup>2</sup> and sp<sup>3</sup>d<sup>3</sup> hybridization state, geometry will be linear, trigonal planar, tetrahedral, trigonal bipyramid, octahedral and pentagonal bipyramid respectively, where as for the same hybridization state in presence of lone pair of electrons they exhibit sub normal geometry (Fig-1, Table-2).

Table 2: Hybridization, Molecular Geometry and Bond Angles without/with lone pair of electrons

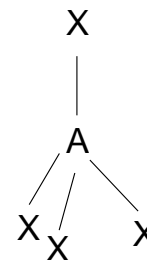
Hybridization	LP	Molecular Geometry (Regular/Normal)	Approximate Bond Angles (Degree)	Examples	LP	Molecular Geometry (Sub-normal)	Approximate Bond Angles (Degree)	Example
sp	0	Linear	180	CO <sub>2</sub> , CS <sub>2</sub> , BeCl <sub>2</sub> , HgCl <sub>2</sub>	-	-	-	-
sp <sup>2</sup>	0	Trigonal Planar or Triangular planar	120	BH <sub>3</sub> , AlCl <sub>3</sub> , C <sub>2</sub> H <sub>4</sub> , BCl <sub>3</sub> , BF <sub>3</sub> , NO <sub>3</sub> <sup>-</sup> , CO <sub>3</sub> <sup>2-</sup>	01	Angular or V-shape	<120	SO <sub>2</sub> , NO <sub>2</sub> <sup>-</sup>
sp <sup>3</sup>	0	Tetrahedral	109.5	BH <sub>4</sub> <sup>-</sup> , BF <sub>4</sub> <sup>-</sup> , SnCl <sub>4</sub> , H <sub>2</sub> SO <sub>4</sub> , HClO <sub>4</sub> , SiCl <sub>4</sub>	01	Pyramidal	<109.5	NH <sub>3</sub> , PH <sub>3</sub> , AsH <sub>3</sub>
					02	Bent shape or V-shape	<109.5	H <sub>2</sub> O, H <sub>2</sub> S, H <sub>2</sub> Se
					03	Linear	180	ICl, BrF, ClF
sp <sup>3</sup> d	0	Trigonal bipyramid	120 (equatorial) 90 (axial)	PF <sub>5</sub> , PCl <sub>5</sub>	01	See-Saw	<120 (equatorial) <90 (axial)	SF <sub>4</sub>
					02	T-shape	<90	ICl <sub>3</sub> , F <sub>3</sub> Cl
					03	Linear	180	XeF <sub>2</sub> , I <sub>3</sub> <sup>-</sup>
sp <sup>3</sup> d <sup>2</sup>	0	Octahedral	90	SF <sub>6</sub> , WF <sub>6</sub> , SeF <sub>6</sub> , SnCl <sub>6</sub> <sup>2-</sup>	01	Square pyramidal	<90	IF <sub>5</sub> , BrF <sub>5</sub>
					02	Square planar	90	XeF <sub>4</sub>
sp <sup>3</sup> d <sup>3</sup>	0	Pentagonal bipyramid	72 & 90	IF <sub>7</sub>	01	Pentagonal Pyramidal or Distorted octahedral	72 & 90	XeF <sub>6</sub>

Regular/Normal Molecular Geometry without Lone pair of electrons:

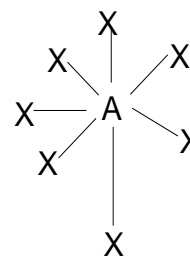
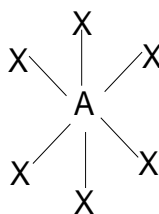
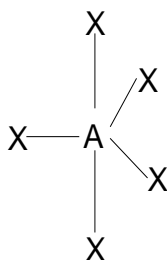
X-A-X  
(Linear,  $sp$ , LP=0)



(Trigonal planar,  $sp^2$ , LP=0)

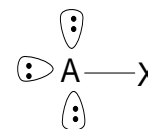
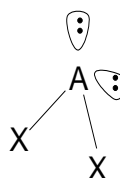
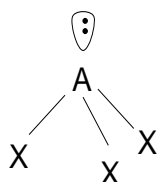
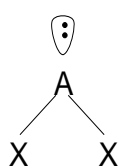


(Tetrahedral,  $sp^3$ , LP=0)

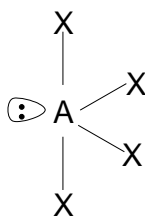


(Trigonal bipyramidal,  $sp^3d$ , LP=0) (Octahedral,  $sp^3d^2$ , LP=0) (Pentagonal bipyramidal,  $sp^3d^3$ , LP=0)

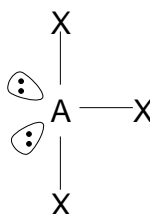
Sub-normal Molecular Geometry with Lone pair of electrons:



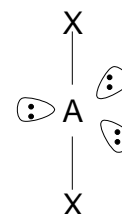
(Bent or V shape,  $sp^2$ , LP = 01) (Pyramidal,  $sp^3$ , LP=01) (Bent or V shape,  $sp^3$ , LP=02) (Linear,  $sp^3$ , LP=03)



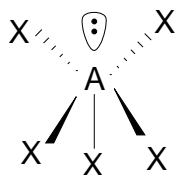
(See Saw,  $sp^3d$ , LP=01)



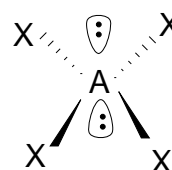
(T shape,  $sp^3d$ , LP=02)



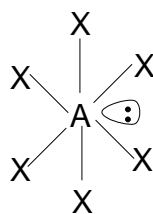
(Linear,  $sp^3d$ , LP=03)



(Square Pyramidal,  $sp^3d^2$ , LP=01)



(Square planar,  $sp^3d^2$ , LP=02)



(Pentagonal Pyramidal,  $sp^3d^3$ , LP=01)

Fig. 1: Pictorial diagram of molecular geometry

*Problems on Hybridization and Geometry:*

Q.1. In allene, hybridization of central and terminal carbons, respectively, are  
 a.  $sp$  and  $sp^2$       b.  $sp^2$  and  $sp^2$       c.  $sp$  and  $sp^3$       d.  $sp^2$  and  $sp^3$

Ans: a.  $sp$  and  $sp^2$  (Allene  $H_2C=C=CH_2$ )  
 $sp^2$   $sp$   $sp^2$

Q.2. The species which has a square planar structure is  
 a.  $SF_4$       b.  $BF_4^-$       c.  $XeF_2$       d.  $XeF_4$

Ans: d.  $XeF_4$  (Hybridization  $sp^3d^2$ , LP = 02, square planar geometry)

Q.3. The hybrid bond orbitals used by chlorine in forming  $ClF_3$  are of the type  
 a.  $sp^3$       b.  $sp^2$       c.  $sp^3d$       d.  $sp^3d^2$

Ans: c.  $sp^3d$  ( In  $ClF_3$  - 5 $\sigma$  bonds around Cl atom.  
 So, 5 $\sigma$  bonds = 4  $\sigma$  bonds + 1 additional  $\sigma$  bond =  $sp^3d$  hybridization)

Q.4. Which are the species in which sulphur undergoes  $sp^3$  hybridization ?

- A.  $SF_4$       B.  $SCl_2$       C.  $SO_4^{2-}$       D.  $H_2S$   
 a. A and C      b. B, C and D      c. A, B and D      d. C and D

Ans: b. B, C and D ( $SF_4$  - 5 $\sigma$  bonds around S atom  $sp^3d$  hybridization)

Q.5. Which of the following compounds show linear geometry ?

- a.  $BeH_2$       b.  $CH_4$       c.  $XeF_2$       d.  $H_2O$

Ans: a. & c. ( $BeH_2$  - hybridization  $sp$ , LP = 0, regular shape - Linear ;  $XeF_2$  - hybridization  $sp^3d$ , LP = 03, sub-normal shape - Linear)

Q.6. Which of the following compound will show square pyramidal structure ?

- a.  $XeF_4$       b.  $IF_5$       c.  $IF_7$       d.  $XeF_6$

Ans: b.  $IF_5$  (6 $\sigma$  bonds around I atom  $sp^3d^2$  hybridization, LP = 01, square pyramidal geometry)

### III. PREDICTING THE BOND-ORDER OF DIATOMIC SPECIES WITHOUT MOLECULAR ORBITAL THEORY(MOT)

Bond-order usually predicted from the Molecular Orbital Theory. Molecular Orbital Theory (M.O.T.) was first proposed by Friedrich Hund and Robert Mulliken in 1933. They developed an approach to covalent bond formation which is based upon the effects of the various electron fields upon each other and which employs molecular orbital rather than atomic orbital. Each such orbital characterizing the molecule as a whole is described by a definite combination of quantum numbers and possesses relative energy value.

a) For diatomic species having (1-20)e<sup>s</sup>

Graphical Representation of B.O. with number of electrons

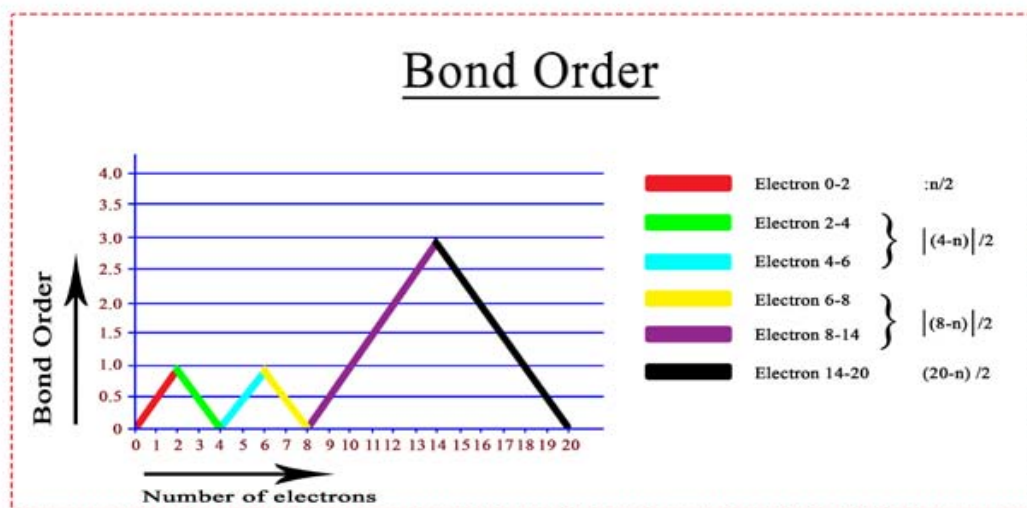


Fig. 2: (B.O. vs number of electrons)

The graphical representation presented in Fig.2 shows that bond-order gradually increases to 1 in the range (0-2) electrons then falls to zero in the range (2-4) electrons then it further rises to 1 for (4-6) electrons and once again falls to zero for (6-8) electrons then again rises to 3 in the range (8-14) electrons and then finally falls to zero for (14-20) electrons. For total no of electrons 2, 6 and 14, one can use multiple formulae, because they fall in the overlapping region in which they intersect with each other.

First of all I classify the molecules or ions into the following four (4) types based on total number of electrons present in them.

i) Molecules and ions having total no of electrons within the range (1-2)

In such case Bond order =  $n/2$ ; [Where n = Total no of electrons]

Eg: H<sub>2</sub> (Total e<sup>s</sup> = 2), Therefore B.O. =  $n/2 = 2/2 = 1$

ii) Molecules and ions having total no of electrons within the range (2-6)

In such case Bond order =  $|4 - n| / 2$ ;

[Where n = Total no of electrons, ' | ' indicates Mod function i.e. the value of bond order is always positive]

Eg: Li<sub>2</sub><sup>+</sup> (5e<sup>s</sup>) Therefore B.O. =  $|4 - 5| / 2 = 1/2 = 0.5$ .

iii) Molecules and ions having total no of electrons within the range (6-14)

In such case Bond order =  $|8 - n| / 2$

Eg: CO (Total e<sup>s</sup> = 6+8=14), Therefore B.O. =  $|8 - 14| / 2 = 3$

iv) Molecules and ions having total no of electrons within the range (14-20)

In such case Bond order =  $(20 - n) / 2$ ; [Where n = Total no of electrons]

Eg: NO (Total e<sup>s</sup> = 15), Therefore B.O. =  $20 - 15 / 2 = 2.5$

If bond order is zero, the molecule is unstable (does not exist), whereas, a positive value of bond order reveals that the molecule exists and is stable (Table-3).

b) Problems on bond order of diatomic species

Q.1. The bond order of N<sub>2</sub>, O<sub>2</sub>, N<sub>2</sub><sup>-</sup>, O<sub>2</sub><sup>-</sup> varies as

a. N<sub>2</sub> > N<sub>2</sub><sup>-</sup> > O<sub>2</sub> > O<sub>2</sub><sup>-</sup>    b. O<sub>2</sub> > N<sub>2</sub> > O<sub>2</sub><sup>-</sup> > N<sub>2</sub><sup>-</sup>    c. N<sub>2</sub> > O<sub>2</sub> > N<sub>2</sub><sup>-</sup> > O<sub>2</sub><sup>-</sup>    d. N<sub>2</sub><sup>-</sup> > N<sub>2</sub> > O<sub>2</sub><sup>-</sup> > O<sub>2</sub>

Ans: a. N<sub>2</sub> > N<sub>2</sub><sup>-</sup> > O<sub>2</sub> > O<sub>2</sub><sup>-</sup>

B.O. - 3.0 2.5 2.0 1.5

Q.2. Among the following species, the order of first ionization energy (IE<sub>1</sub>) is

a. O<sub>2</sub> < O<sub>2</sub><sup>+</sup> < O<sub>2</sub><sup>-</sup>    b. O<sub>2</sub><sup>+</sup> < O<sub>2</sub><sup>-</sup> < O<sub>2</sub>    c. O<sub>2</sub><sup>-</sup> < O<sub>2</sub> < O<sub>2</sub><sup>+</sup>    d. O<sub>2</sub> < O<sub>2</sub><sup>-</sup> < O<sub>2</sub><sup>+</sup>

Ans: c. O<sub>2</sub><sup>-</sup> < O<sub>2</sub> < O<sub>2</sub><sup>+</sup> - IE<sub>1</sub> (Bond order  $\propto$  IE<sub>1</sub>; Bond order trend is 1.5 < 2.0 < 2.5)

Q.3. Which of the following is the correct order of their stability ?

- a.  $CN < NO^+ < NO^-$  b.  $NO^- < CN < NO^+$  c.  $NO^+ < CN < NO^-$  d.  $CN < NO^- < NO^+$

Ans: b.  $NO^- < CN < NO^+$  - stability (Bond order  $\propto$  stability ; Bond order trend is  $2.0 < 2.5 < 3.0$ )

Q.4. In which case bond order increases ?

- a.  $O_2$  changes to  $O_2^+$  b.  $N_2$  changes to  $N_2^+$  c.  $NO$  changes to  $NO^-$  d. In all cases

Ans: a.  $O_2$  changes to  $O_2^+$  (bond order increases from 2.0 to 2.5)

Q.5. Which of the following is the correct order of their stability ?

- a.  $N_2 > N_2^+ > N_2^-$  b.  $N_2 > N_2^- > N_2^+$  c.  $N_2^+ > N_2 > N_2^-$  d. None of these

Ans: a.  $N_2 > N_2^+ > N_2^-$  (Bond order of  $N_2 = 3.0$ ,  $N_2^+$  &  $N_2^- = 2.5$ ; Bond order  $\propto$  stability; but when bond order be same then cationic species will have higher stability than anionic species due to increase in electron in higher energetic ABMO in anionic species)

Table 3: [Bond order values of diatomic species having (1-20)e's]

Species (Molecules or ions)	Total Number of e's (n)	Bond-Order (B.O.)
Bond-Order Values for the species having (1-2)e's ; Bond order = $n/2$		
$H_2^+$	1	0.5
$H_2, He_2^{2+}$	2	1
Bond-Order Values for the species having (2-6)e's ; Bond order = $ 4 - n  / 2$		
$H_2^-, He_2^+$	3	0.5
$He_2,$	4	0
$Li_2^+, He_2^-$	5	0.5
$Li_2, He_2^{2-}, Be_2^{2+}$	6	1
Bond-Order Values for the species having (6-14)e's ; Bond order = $ 8 - n  / 2$		
$Be_2^+, Li_2^-$	7	0.5
$Be_2, Li_2^{2-}$	8	0
$Be_2^-, B_2^+$	9	0.5
$B_2, Be_2^{2-}, HF$	10	1
$B_2^-, C_2^+$	11	1.5
$C_2, B_2^{2-}, N_2^{2+}, CN^+$	12	2
$C_2^-, N_2^+$	13	2.5
$N_2, CO, NO^+, C_2^{2-}, CN^-, O_2^{2+}$	14	3
Bond-Order Values for the species having (14-20)e's ; Bond order = $(20-n) / 2$		
$N_2^-, NO, O_2^+$	15	2.5
$NO^-, O_2$	16	2
$O_2^-$	17	1.5
$F_2, O_2^{2-}, HCl$	18	1
$F_2^-$	19	0.5
$Ne_2$	20	0

#### IV. PREDICTING BOND-ORDER OF OXIDE BASED ACID RADICALS

In case of oxide based acid radicals

Bond Order (B.O.) = Valency of the peripheral atom + (Charge on Acid Radical / Total number of peripheral atoms)

Eg:

$ClO_4^-$ : (Valency of one Peripheral atom Oxygen = 2, Charge on acid radical = -1, Total Number of Peripheral atoms = 04), Therefore B.O. =  $2 + (-1/4) = 1.75$

$ClO_3^-$ : (Valency of one Peripheral atom Oxygen = 2, Charge on acid radical = -1, Total Number of Peripheral atoms = 03), Therefore B.O. =  $2 + (-1/3) = 1.66$



$\text{ClO}_2^-$ : (Valency of one Peripheral atom Oxygen = 2, Charge on acid radical = -1, Total Number of Peripheral atoms = 02), Therefore B.O. =  $2 + (-1/2) = 1.5$

$\text{AsO}_4^{3-}$ : (Valency of one Peripheral atom Oxygen = 2, Charge on acid radical = -3, Total Number of Peripheral atoms = 04), Therefore B.O. =  $2 + (-3/4) = 1.25$

$\text{AsO}_3^{3-}$ : (Valency of one Peripheral atom Oxygen = 2, Charge on acid radical = -3, Total Number of Peripheral atoms = 03), Therefore B.O. =  $2 + (-3/3) = 1.0$

$\text{SO}_4^{2-}$ : (Valency of Peripheral atom Oxygen = 2, Charge on acid radical = -2, Number of Peripheral atoms = 04), Therefore B.O. =  $2 + (-2/4) = 1.5$

$\text{SO}_3^{2-}$ : (Valency of Peripheral atom Oxygen = 2, Charge on acid radical = -2, Number of Peripheral atoms = 03), Therefore B.O. =  $2 + (-2/3) = 1.33$

$\text{PO}_4^{3-}$ : (Valency of Peripheral atom Oxygen = 2, Charge on acid radical = -3, Number of Peripheral atoms = 04), Therefore B.O. =  $2 + (-3/4) = 1.25$

$\text{BO}_3^{3-}$ : (Valency of Peripheral atom Oxygen = 2, Charge on acid radical = -3, Number of Peripheral atoms = 03), Therefore B.O. =  $2 + (-3/3) = 1$

$\text{CO}_3^{2-}$ : (Valency of Peripheral atom Oxygen = 2, Charge on acid radical = -2, Number of Peripheral atoms = 03), Therefore B.O. =  $2 + (-2/3) = 1.33$

$\text{SiO}_4^{4-}$ : (Valency of Peripheral atom Oxygen = 2, Charge on acid radical = -4, Number of Peripheral atoms = 04), Therefore B.O. =  $2 + (-4/4) = 1$

Bond order is a measure of the strength of the bond between two atoms. Bond order can be applicable to make a comparison of some characteristics between (among) the molecules as

B.O.  $\propto$  1 / Bond length (BL) or Bond distance (BD);

B.O.  $\propto$  Bond strength (BS);

B.O.  $\propto$  Bond dissociation Energy (BDE);

B.O.  $\propto$  Bond Energy (BE);

B.O.  $\propto$  Ionization Energy (IE);

B.O.  $\propto$  Thermal Stability;

B.O.  $\propto$  1 / Reactivity (R)

Correlation among / between Literature values of bond-distances of some oxide based acid radicals with their predicted bond order values:

Literature values of the Cl-O average bond lengths in  $\text{ClO}_4^-$ ,  $\text{ClO}_3^-$  and  $\text{ClO}_2^-$ ; As-O bond lengths in  $\text{AsO}_4^{3-}$  and  $\text{AsO}_3^{3-}$  with respect to their bond order values suggest that with increasing bond-order M-O bond length (Where M = Cl, As etc.) decreases which is shown in Table-4.

**Table 4:** (Correlation of some bond-distances with their predicted bond order values)

Oxide Based Acid Radicals	Bond-Order Values	Avg. M-O Bond-Distances As per Literature (Å)	Remarks
$\text{ClO}_4^-$	1.75	1.50	Increasing Bond-Order decreases Bond Length
$\text{ClO}_3^-$	1.6	1.57	
$\text{ClO}_2^-$	1.5	1.64	
$\text{AsO}_4^{3-}$	1.25	1.75	
$\text{AsO}_3^{3-}$	1.0	1.77	

Correlation among / between Literature values of bond dissociation energy ( $\text{KJ mol}^{-1}$ ) of some molecules or ions with their predicted bond order values (Table-5):

**Table 5:** (Correlation of some bond dissociation energy with their predicted bond order values)

Molecules or ions	Bond-Order Values	Dissociation energy ( $\text{KJ mol}^{-1}$ )	Remarks
$\text{O}_2^+$	2.5	642.9	Increasing Bond-Order increases Bond dissociation energy (BDE)
$\text{O}_2$	2.0	493.6	
$\text{O}_2^-$	1.5	395.0	
$\text{NO}^+$	3.0	1046.9	
NO	2.5	826.9	
$\text{NO}^-$	2.0	487.8	

## V. MAGNETIC BEHAVIOR OF DIATOMIC SPECIES WITHOUT MOLECULAR ORBITAL THEORY(MOT)

The present study involves three new formulae by just manipulating the number of unpaired electrons ( $n$ ) using mod function (based on Applied Mathematics) and by means of these  $n$  values one can easily stumble the magnetic moment values in Bohr-Magneton using spin only formula  $\mu_s = \sqrt{n(n+2)}$  B.M., where B.M. = Bohr Magneton = Unit of Magnetic Moment,  $n$  = number of unpaired electrons.

First of all we classify the molecules or ions depending on the total number of electrons present in them in the following three (03) sets.

Set-1: Molecules or ions having (1-3)e<sup>-</sup>s, (3-5)e<sup>-</sup>s, (5-7)e<sup>-</sup>s, (7-10)e<sup>-</sup>s, (13-16)e<sup>-</sup>s

Set-2: Molecules or ions having (10-13)e<sup>-</sup>s and (16-19)e<sup>-</sup>s

Set-3: Molecules or ions having 20 e<sup>-</sup>s

Then for different set we have to use three different formulae to calculate the number of unpaired electrons which have been presented in Table-6 and thus magnetic moment ( $\mu_s$  in B.M.) can be evaluated in the following way:

a) *F-1(For Set-1) - for the determination of number of unpaired electrons ( $n$ ) of molecules or ions having total number of electrons (1-3), (3-5), (5-7), (7-10) and (13-16)e<sup>-</sup>s*

*In this case, the number of unpaired electrons  $n = [ | (ND - \text{total } e^-) | ]$*

Here, ND = next digit i.e. digit next to minimum digit and 'I' indicates mod function.

*Eg:* Molecules or ions having (1-3)e<sup>-</sup>s, in this case ND = 2 because here minimum digit is 1.

*Eg.* He<sub>2</sub><sup>+</sup> (3e<sup>-</sup>s), the total number of electrons will be 3, ND = 2, Hence, unpaired electron  $n = | (ND - \text{total } e^-) | = | (2-3) | = 1$ . Hence, Magnetic Moment  $\mu_s = \sqrt{n(n+2)}$  B.M. =  $\sqrt{1(1+2)}$  BM =  $\sqrt{3}$  BM = 1.73BM.

For the molecules or ions containing (3-5)e<sup>-</sup>s, (5-7)e<sup>-</sup>s, (7-10)e<sup>-</sup>s, and (13-16)e<sup>-</sup>s the ND value will be 4, 6, 8 and 14 respectively.

Hence, the value of  $n = [ | (4-\text{total } e^-) | ]$ ;  $[ | (6-\text{total } e^-) | ]$ ;  $[ | (8-\text{total } e^-) | ]$  and  $[ | (14-\text{total } e^-) | ]$  respectively.

b) *F-2(For Set-2) - for the determination of number of unpaired electrons ( $n$ ) of molecules or ions having total number of electrons (10-13) and (16-19)*

*In this case, the number of unpaired electrons  $n = [ | (PD - \text{total } e^-) | ]$*

Here, PD = Penultimate electron digit (i.e. before last electron).

*Eg:* for C<sub>2</sub><sup>-</sup> (13e<sup>-</sup>s), the total number of electrons will be 13, PD = 12

Hence, unpaired electron  $n = | (12 - \text{total } e^-) | = | (12-13) | = 1$

Hence, Magnetic Moment  $\mu_s = \sqrt{n(n+2)}$  B.M. =  $\sqrt{1(1+2)}$  BM =  $\sqrt{3}$  BM = 1.73BM

For F<sub>2</sub> (18e<sup>-</sup>s), the total number of electrons will be 18, PD = 18

Hence, unpaired electron  $n = | (18 - \text{total } e^-) | = | (18-18) | = 0$

Hence, Magnetic Moment  $\mu_s = \sqrt{n(n+2)}$  B.M. =  $\sqrt{0(0+2)}$  BM = 0 BM = Diamagnetic in nature.

c) *F-3(For Set-3) - for the determination of number of unpaired electrons ( $n$ ) of molecules or ions having total number of electrons 20*

*In this case, the number of unpaired electrons  $n = [ (20 - \text{total } e^-) ]$*

*Eg:* for Ne<sub>2</sub> (20e<sup>-</sup>s), the total number of electrons will be 20,

Hence, unpaired electron  $n = (20 - \text{total } e^-) = (20-20) = 0$

Hence, Magnetic Moment  $\mu_s = \sqrt{n(n+2)}$  B.M. =  $\sqrt{0(0+2)}$  BM = 0 BM = Diamagnetic in nature.

Table 6: (Magnetic moments of diatomic species)

Species (Molecules or ions)	Total Number of e's	Number of unpaired electrons (n)	Magnetic moment ( $\mu_s$ ) in Bohr Magneton (B.M.)	Remark on magnetic behavior
$H_2^+$	1	1	1.73	Para magnetic
$H_2, He_2^{2+}$	2	0	0	Diamagnetic
$H_2^-, He_2^+$	3	1	1.73	Para magnetic
$He_2$	4	0	0	Diamagnetic
$Li_2^+, He_2^-$	5	1	1.73	Para magnetic
$Li_2, He_2^{2-}, Be_2^{2+}$	6	0	0	Diamagnetic
$Be_2^+, Li_2^-$	7	1	1.73	Para magnetic
$Be_2, Li_2^{2-}$	8	0	0	Diamagnetic
$Be_2^-, B_2^+$	9	1	1.73	Para magnetic
$B_2, Be_2^{2-}, HF$	10	2	2.82	Para magnetic
$B_2^-, C_2^+$	11	1	1.73	Para magnetic
$C_2, B_2^{2-}, N_2^{2+}, CN^+$	12	0	0	Diamagnetic
$C_2^-, N_2^+$	13	1	1.73	Para magnetic
$N_2, CO, NO^+, C_2^{2-}, CN^-, O_2^{2+}$	14	0	0	Diamagnetic
$N_2^-, NO, O_2^+$	15	1	1.73	Para magnetic
$NO^-, O_2$	16	2	2.82	Para magnetic
$O_2^-$	17	1	1.73	Para magnetic
$F_2, O_2^{2-}, HCl$	18	0	0	Diamagnetic
$F_2^-$	19	1	1.73	Para magnetic
$Ne_2$	20	0	0	Diamagnetic

Problems on Magnetic behavior of diatomic species:

Q.1. Which of the following species is diamagnetic ?

- a.  $B_2$    b.  $N_2^+$    c.  $N_2^-$    d.  $N_2^{2+}$

Ans: d.  $N_2^{2+}$  (Total electrons 12,  $n = 0$ , Magnetic moment,  $\mu_s = 0$  B.M.)

Q.2. Number of unpaired electrons in CO molecule is

- a. 0   b. 1   c. 2   d. 3

Ans: a. 0 (Table - 6)

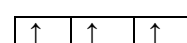
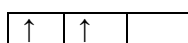

## VI. EVALUATING SPIN MULTIPLICITY

Spin-multiplicity value and its corresponding spin state was first discovered by Friedrich Hund in 1925. The formula which is generally used for the prediction of spin multiplicity value is  $[(2S+1)]$ , where  $S = \sum s =$  total spin quantum no] is time consuming. To keep the matter in mind a simple innovative method has to be introduced for calculation of spin-multiplicity value and thus its corresponding spin state, shown in Table-7, in the easiest way by ignoring the calculation of total spin quantum number ( $S = \sum s$ ).

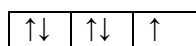
First of all we should classify the species (atoms, molecules, ions or complexes) for which spin multiplicity value should be evaluated into three types based on the nature of alignment of unpaired electrons present in them.

a) Species having unpaired electrons in upward alignment ( $\uparrow$ )

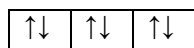
In this case, spin multiplicity =  $(n+1)$ ; where  $n =$  number of unpaired electrons



Spin multiplicity =  $(n + 1) = (1 + 1) = 2$  (spin state = doublet);  $(2 + 1) = 3$  (spin state = triplet) and  $(3 + 1) = 4$  (spin state = quartet) respectively.



Spin multiplicity =  $(n + 1) = (2 + 1) = 3$  (in this case ignore paired electrons) (spin state = triplet) and  $(1+1) = 2$  (spin state = doublet)



Spin multiplicity =  $(n + 1) = (0 + 1) = 1$  (spin state = singlet)

b) Species having unpaired electrons in downward alignment ( $\downarrow$ )

In this case spin multiplicity =  $(-n+1)$

Here (-ve) sign indicate downward arrow.



Spin multiplicity =  $(-n + 1) = (-1 + 1) = 0$ ;  $(-2 + 1) = -1$  and  $(-3 + 1) = -2$  respectively.



Spin multiplicity =  $(-n + 1) = (-2 + 1) = -1$  (ignore paired electrons) and  $(-1 + 1) = 0$  respectively.

c) Species having unpaired electrons in both mixed alignment ( $\uparrow$ )( $\downarrow$ )

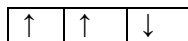
In this case spin multiplicity =  $[(+n) + (-n) + 1]$

where,  $n$  = number of unpaired electrons in each alignment. Here, (+ve) sign and (-ve) sign indicate upward and downward alignment respectively.



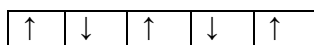
Here total no of unpaired electrons = 2 in which one having upward direction (+1) and other having downward mode (-1).

Hence Spin multiplicity =  $[(+n) + (-n) + 1] = [(+1) + (-1) + 1] = 1$  (spin state = singlet)



Here the total no of unpaired electrons = 3 in which two unpaired electrons lie in upward (+2) and one unpaired electrons lie in downward (-1) .

Hence Spin multiplicity =  $[(+n) + (-n) + 1] = [(+2) + (-1) + 1] = 2$  (spin state = doublet)



Here the total no of unpaired electrons = 5 in which three unpaired electrons lie upward (+3) and two unpaired electrons lie downward (-2).

Hence Spin multiplicity =  $[(+n) + (-n) + 1] = [(+3) + (-2) + 1] = 2$  (spin state = doublet)

Table 7: (Spin multiplicity and corresponding Spin State)

Number of unpaired electrons (n)	Spin multiplicity value (n + 1)	Spin state
0	1	Singlet
1	2	Doublet
2	3	Triplet
3	4	Quartet
4	5	Quintet
5	6	Multiplet

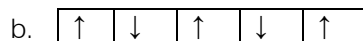
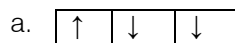
Problems on spin multiplicity and spin state:

Q.1. Which one of the following will have spin multiplicity value 1 ?

- a.  $B_2$       b.  $B_2^+$       c.  $B_2^-$       d.  $B_2^{2-}$

Ans: d.  $B_2^{2-}$  (Total electrons 12, number of unpaired electrons=0, spin multiplicity=  $n + 1 = 0 + 1 = 1$ )

Q.2. Which one of the following electronic representation will have zero spin multiplicity value



Ans: a.  $\begin{array}{|c|c|c|} \hline \uparrow & \downarrow & \downarrow \\ \hline \end{array}$  Spin multiplicity =  $[(+n) + (-n) + 1] = [+1 - 2 + 1] = 0$

Q.3. Which one of the following molecules or ions will have triplet spin state ?

- a. NO      b. CO      c. NO<sup>+</sup>      d. NO<sup>-</sup>

Ans: d. NO<sup>-</sup> (Total electrons = 16, Unpaired electrons, n = 02  
spin multiplicity = +n + 1 = +2 + 1 = 3, spin state = triplet)

## VII. CALCULATING OF CHEMICAL BONDS ( $\pi$ -BONDS, $\sigma$ -BONDS, SINGLE AND DOUBLE BONDS) IN OPEN CHAIN AND CYCLOALKENE SYSTEMS

The molecular formula which defines a very large number of chemical structure, in this particular case, it is a herculean task to calculate the nature and number of bonds. Earlier Badertscher *et al* studied a novel formalism to characterize the degree of unsaturation of organic molecules. But no such work has not been taken till now to calculate the number and types of bonds in open chain olefinic system having complex molecular formulae like C<sub>176</sub>H<sub>250</sub>, C<sub>2000</sub>H<sub>2000</sub>.

Keeping this in view, a rapid innovative method has been proposed for the calculation of number of  $\pi$ -bonds,  $\sigma$ -bonds, single and double bonds with the help of following 06 (six) completely new formulae for certain aliphatic unsaturated open chain and cyclic olefinic hydrocarbons.

a) For Open Chain Aliphatic Hydrocarbons

i. Calculation of  $\pi$ -bonds and double bonds (P)

The number of  $\pi$  bonds or double bonds for a straight chain olefin is

$$P = [(2X - Y)/2] + 1$$

Where, X = number of carbon atoms; Y = number of hydrogen atoms and P = number of  $\pi$  bonds/double bonds.  
E.g.: In C<sub>176</sub>H<sub>250</sub>, X = 176, Y = 250, therefore P =  $(2 \times 176 - 250)/2 + 1 = 51 + 1 = 52$  number of  $\pi$  bonds or double bonds.

ii. Calculation of  $\sigma$ -bonds (S)

The number of  $\sigma$  bonds for a straight chain olefin is

$$S = [X + Y - 1]$$

Where, X = number of carbon atoms; Y = number of hydrogen atoms and S = number of sigma bonds ( $\sigma$ -bonds).

E.g.: In C<sub>176</sub>H<sub>250</sub>, X = 176, Y = 250, therefore P =  $176 + 250 - 1 = 425$   $\sigma$  bonds.

iii. Calculation of Single bonds (A)

The total number of single bond for a straight chain olefin is

$$A = [(3Y/2) - 2]$$

where A = number of single bonds and Y is number of hydrogen atoms.

E.g.: In C<sub>176</sub>H<sub>250</sub>, Y = 250, therefore A =  $[(3 \times 250)/2] - 2 = 375 - 2 = 373$  single bonds. Examples have been illustrated in Table-8.

b) For Cyclic aliphatic olefinic hydrocarbons

i. Calculation of  $\pi$ -bonds and double bonds (P<sub>c</sub>)

The number of  $\pi$  bonds or double bonds for an aliphatic cyclic olefin is

$$P_c = [(2X - Y)/2]$$

Where, X = number of carbon atoms; Y = number of hydrogen atoms and P<sub>c</sub> = number of  $\pi$  bonds or double bonds in the cyclic olefinic system.

E.g.: In cyclooctatetraene ( $C_8H_8$ ),  $X = Y = 8$ , therefore  $P_c = 16-8/2 = 4$  number of  $\pi$  bonds or double bonds.

ii. Calculation of  $\sigma$ -bonds ( $S_c$ )

The number of  $\sigma$  bonds for an aliphatic cyclic olefin is  $S_c = [X + Y]$

Where,  $X$  = number of carbon atoms;  $Y$  = number of hydrogen atoms and  $S_c$  = number of sigma bonds ( $\sigma$ -bonds) in cyclic olefinic system.

E.g.: In cyclooctatetraene ( $C_8H_8$ ),  $X = Y = 8$ , therefore  $S_c = 8+8 = 16$  number of  $\sigma$  bonds.

iii. Calculation of Single bonds ( $A_c$ )

The total number of single bonds in aliphatic cyclic olefin can be calculated by using the formula  $A_c = [3Y/2]$

Where,  $A_c$  = number of single bonds and  $y$  is number of hydrogen atoms in aliphatic cyclic olefin.

E.g.: In cyclooctatetraene ( $C_8H_8$ ),  $Y = 8$ , therefore  $A_c = 24/2 = 12$  number of single bonds. Examples have been illustrated in Table-9.

Table 8: Calculation of bonds in open chain olefinic hydrocarbons

Example ( $C_xH_y$ )	Straight-chain Structure	$\pi$ bond/ bonds $[(2X-Y)/2+1]$	$\sigma$ bonds $[X+Y-1]$	Single bonds $[(3Y/2)-2]$	Double bond/bonds $[(2X-Y)/2 + 1]$
$C_2H_4$	$H_2C=CH_2$	1	5	4	1
$C_3H_6$	$H_2C=CH-CH_3$	1	8	7	1
$C_3H_4$	$H_2C=C=CH_2$	2	6	4	2
$C_4H_8$	i) $H_2C=CH-CH_2-CH_3$ ii) $H_3C-HC=CH-CH_3$	1	11	10	1
$C_4H_6$	i) $H_2C=C=CH-CH_3$ ii) $H_2C=CH-CH=CH_2$	2	9	7	2
$C_4H_4$	$H_2C=C=C=CH_2$	3	7	4	3
$C_{176}H_{250}$	-	52	425	373	52
$C_{2000}H_{2000}$	-	1001	3999	2998	1001
$C_{99}H_4$	-	98	102	4	98

Table 9: Calculation of Bonds in Cyclo Alkene System

Example ( $C_xH_y$ )	Cycloalkene	$\pi$ bond / bonds ( $P_c$ ) = $[(2X-Y)/2]$	$\sigma$ bonds ( $S_c$ ) $[X+Y]$	Single bonds ( $A_c$ ) $[(3Y/2)]$	Double bond/bonds $[(2X-Y)/2]$
$C_3H_4$	Cyclopropene	1	7	6	1
$C_4H_4$	Cyclobutadiene	2	8	6	2
$C_5H_6$	Cyclopentadiene	2	11	9	2
$C_6H_8$	Cyclohexadiene	2	14	12	2
$C_7H_8$	Cycloheptatriene	3	15	12	3
$C_8H_8$	Cyclooctatetraene	4	16	12	4

## VIII. CALCULATION OF $\pi$ -BONDS, $\sigma$ -BONDS, SINGLE AND TRIPLE BONDS IN STRAIGHT CHAIN ALKYNE AND CYCLOALKYNE SYSTEMS

The number and types of bonds in open chain and cycloalkynes having complex molecular formula is a Herculean task. Keeping this in view, a rapid innovative method has been proposed for the calculation of number of  $\pi$ -bonds,  $\sigma$ -bonds, single and triple bonds with the help of following 08 (eight) completely new formulae by just manipulating the number of carbon and hydrogen atoms by using some factors for certain aliphatic unsaturated open chain and cycloalkynes.

a) Open Chain Aliphatic Alkynes

i. Calculation of  $\pi$ -bonds ( $P$ )

The number of  $\pi$  bonds for an aliphatic open chain alkyne, where there is one or more than one triple bonds is  $P = \{[(2X-Y)/2] + 1\}$

Where,  $X$  = number of carbon atoms;  $Y$  = number of hydrogen atoms and  $P$  = number of  $\pi$  bonds.

E.g.: In  $C_{16}H_{30}$ ,  $X = 16$ ,  $Y = 30$ , therefore  $P = \left[ \frac{(2X-Y)}{2} + 1 \right] = \left[ \frac{(2 \times 16 - 30)}{2} + 1 \right] = 2$  number of  $\pi$  bonds.

ii. *Calculation of  $\sigma$ -bonds (S)*

The number of  $\sigma$  bonds for an aliphatic open chain alkyne, where there is one or more than one triple bonds is  $S = [X+Y-1]$

Where,  $X$  = number of carbon atoms;  $Y$  = number of hydrogen atoms and  $S$  = number of  $\sigma$  bonds.

E.g.: In  $C_{16}H_{30}$ ,  $X = 16$ ,  $Y = 30$ , therefore,  $S = [X+Y-1] = [16+30-1] = 45$  numbers of  $\sigma$  bonds.

iii. *Calculation of Single bonds (A)*

The total number of single bond for an aliphatic open chain alkyne, where there is one or more than one triple bonds is  $A = \left[ \frac{(2X+5Y)}{2} - 3 \right] / 2$

Where,  $A$  = number of single bonds,  $X$  = number of carbon atoms and  $Y$  = number of hydrogen atoms.

E.g.: In  $C_{16}H_{30}$ ,  $X = 16$ ,  $Y = 30$ , therefore,  $A = \left[ \frac{(2X+5Y)}{2} - 3 \right] / 2$

$$= \left[ \frac{(2 \times 16 + 5 \times 30)}{2} - 3 \right] / 2 = [91-3]/2$$

$$= 44 \text{ numbers of single bonds.}$$

iv. *Calculation of Triple bonds (T)*

In the first case, we have to count the number of carbon atoms ( $X$ ) and the number of hydrogen atoms ( $Y$ ) in a given unsaturated hydrocarbon containing triple bonds. The formula to calculate the number of triple bonds for an aliphatic open chain alkyne, where there is one or more than one triple bonds is

$$T = \left[ \frac{(2X-Y)}{2} + 1 \right] / 2$$

Where,  $X$  = number of carbon atoms;  $Y$  = number of hydrogen atoms and  $T$  = number of triple bonds.

E.g.: In  $C_{16}H_{30}$ ,  $X = 16$ ,  $Y = 30$ , therefore,  $T = \left[ \frac{(2X-Y)}{2} + 1 \right] / 2$

$$= \left[ \frac{(2 \times 16 - 30)}{2} + 1 \right] / 2$$

$$= 2/2 = 1 \text{ triple bond.}$$

Examples have been illustrated in Table-10.

b) *Cycloalkynes*

i. *Calculation of  $\pi$ -bonds ( $P_c$ )*

In the first case, we have to count the number of carbon atoms ( $X$ ) and the number of hydrogen atoms ( $Y$ ) in the given unsaturated cycloalkyne.

The number of  $\pi$  bonds for an aliphatic cycloalkyne is

$$P_c = (2X-Y)/2$$

Where,  $X$  = number of carbon atoms;  $Y$  = number of hydrogen atoms and  $P_c$  = number of  $\pi$  bonds in the cycloalkyne system.

E.g.: In Cycloheptyne ( $C_7H_{10}$ ),  $X = 7$ ,  $Y = 10$ , therefore  $P_c = (2 \times 7 - 10)/2 = 2$  number of  $\pi$  bonds.

ii. *Calculation of  $\sigma$ -bonds ( $S_c$ )*

The number of  $\sigma$  bonds for an aliphatic cycloalkyne is

$$S_c = [X + Y]$$

Where,  $X$  = number of carbon atoms;  $Y$  = number of hydrogen atoms and  $S_c$  = number of sigma bonds ( $\sigma$ -bonds) in cyclo alkyne system.

E.g.: In Cycloheptyne ( $C_7H_{10}$ ),  $X = 7$ ,  $Y = 10$ , therefore  $S_c = (7+10) = 17$  number of  $\sigma$  bonds.

iii. *Calculation of Single bonds ( $A_c$ )*

The total number of single bond for an aliphatic cycloalkyne is

$$A_c = \left[ \frac{(2X+5Y)}{2} \right] / 2$$

Where,  $A_c$  = number of single bonds in cycloalkyne,  $X$  = number of carbon atoms and  $Y$  = number of hydrogen atoms.

E.g.: In Cycloheptyne ( $C_7H_{10}$ ),  $X = 7$ ,  $Y = 10$ , therefore,  $A_c = \{[(2X+5Y)/2]\}/2$   
 $= \{[(2 \times 7 + 5 \times 10)/2]\}/2 = 32/2 = 16$  numbers of single bonds.

iv. *Calculation of Triple bonds (T)*  
 The number of triple bond is  $T_c = \{[(2X-Y)/2]\}/2$   
 Where,  $X$  = number of carbon atoms;  
 $Y$  = number of hydrogen atoms and  
 $T_c$  = number of triple bond.

E.g.: In Cycloheptyne ( $C_7H_{10}$ ),  $X = 7$ ,  $Y = 10$ , therefore,  $T_c = \{[(2X-Y)/2]\}/2 = \{[(2 \times 7 - 10)/2]\}/2 = 2/2 = 1$  triple bond.

Table 10: Calculation of bonds in open chain Alkyne system)

Example for Open Chain Alkyne ( $C_xH_y$ )	$\pi$ bonds $\{[(2X-Y)/2] + 1\}$	$\sigma$ bonds $[X+Y-1]$	Single bonds $\{[(2X+5Y)/2] - 3\}/2$	Triple bond/bonds $\{[(2X-Y)/2] + 1\}/2$
$C_{10}H_{18}$	2	27	26	1
$C_{11}H_{20}$	2	30	29	1
$C_{12}H_{22}$	2	33	32	1
$C_{13}H_{24}$	2	36	35	1
$C_{14}H_{26}$	2	39	38	1
$C_{15}H_{28}$	2	42	41	1
$C_{16}H_{30}$	2	45	44	1
$C_6H_6$	4	11	9	2
$C_{12}H_{14}$	6	25	22	3

## IX. CONCLUSIONS

It may be expected that these innovative methods would go a long way to help to the students of chemistry at Undergraduate, Senior Undergraduate and Post-Graduate level who would choose the subject as their career. Experiment *in vitro* on 100 students showed that by using these new innovative methods students can save up to 30-40 mins time in the examination hall. On the basis of this, I can strongly recommend to use these new time economic interesting pedagogies.

## ACKNOWLEDGEMENT

The Corresponding author would be grateful to the SERB, DST, New Delhi, Govt. of India, for their financial assistance (Sanction no – SERB / F / 5537 / 2013-14 dated 27/11/2013 and D.O. No. SB / EMEQ - 014 / 2013).

Further, the author gives his cordial thanks to Prof. (Dr.) Debabrata Goswami, Principal, Ramthakur College, Agartala, Tripura(w), Tripura, India, for giving him the opportunity to carry out his research work.

## REFERENCES RÉFÉRENCES REFERENCIAS

1. L. Pauling, 'J.Am.Chem.Soc.', 1931, 53(4), 1367-1400, doi:10.1021/ja01355a027.
2. "Spectroscopy. Molecular Orbitals and Chemical Bonding", Nobel Lectures, Chemistry 1963-1970, Elsevier Publishing Company, 1972-1966.
3. Hall, George G. Lennard-Jones Paper of "Foundations of Molecular Orbital Theory", *Advances in Quantum Chemistry*, 1929, 22. Bibcode: 1991AdQC...22...1H. doi:10.1016/S0065-3276(08)60361-5, ISBN-978-0-12-034822-0, ISSN 0065-3276.
4. J.D.Lee, 'Concise Inorg. Chem'; 5<sup>th</sup> ed., Wiley: India and Oxford, 2009, 944 and 109-112.
5. B.Douglas, D.Mcdaniel and J. Alexander, 'Concepts and Models of Inorg. Chem.'; 3<sup>rd</sup> ed. Wiley: India, 2007, 157 and 38.
6. F.A. Cotton, G. Wilkinson and P.L.Gaus (2007), 'Basic Inorg.Chem.'; 3<sup>rd</sup> ed., Wiley: India, 2007, 107, 523 & 111.
7. Martin Badertscher, Kaspar Bischofberger, Morton E. Munk, and Erno Pretsch, 'A Novel Formalism To Characterize the Degree of Unsaturation of Organic Molecules', *J.Chem.Inf. Comput. Sci.* 2001, 41, 889-893.
8. Arijit Das, 'New Innovative Methods for Prediction of Hybridization State in a Very Short Time', *IJAR*, 3(07), 594, 2013, ISSN-2249-555X.



9. Arijit Das, 'New Innovative Methods for Determination of Spin Multiplicity, Spin State and Magnetic Properties of Diatomic Hetero Nuclear Molecules or Ions in a Very Short Interval of Time', *IJAR*, 3(08), 67, 2013, ISSN-2249-555X.
10. Arijit Das, 'New Innovative methods for prediction Bond order of mono and Diatomic molecules or ions having total number of (1-20)e<sup>-</sup>s in a very short time', *IJAR*, 3(09), 63, 2013, ISSN-2249-555X.
11. Arijit Das, 'A rapid and innovative method for the easy prediction of Magnetic behavior of homo and hetero nuclear mono and diatomic molecules or ions without MOT', *IJAR*, 3(10), 1, 2013, ISSN-2249-555X.
12. Arijit Das, 'New Methods for Prediction of Bond Order of Mono and Diatomic Homo and Hetero Nuclear Molecules or Ions Having (1-20)e<sup>-</sup>s and Oxide Based Acid Radicals Without MOT – a Rapid Innovative Approach', *IJAR*, 3(11), 41-43, 2013, ISSN-2249-555X.
13. Arijit Das, 'New Methods for the prediction of Magnetic Moment of homo and hetero nuclear mono and diatomic molecules or ions without MOT - A Rapid Innovative Approach', *IJOAR*, 1(10), 1-7, 2013.
14. Arijit Das, Debapriya Pal, Suman Adhikari, Bijaya Paul, R. Sanjeev and V. Jagannadham, 'Rapid calculation of the number of  $\pi$ -bonds,  $\sigma$ -bonds, single and triple bonds in aliphatic Unsaturated open chain and cycloalkynes', *WJCE*, 02(01), 1-3, 2014, doi:10.12691/wjce-2-1-1.
15. Arijit Das, 'Simple Thinking Makes Chemistry Metabolic And Interesting- A Review Article', *IOSR-JAC*, 6(4), 8-15, 2013, e-ISSN: 2278-5736, doi:10.9790/5736-0640815.
15. Arijit Das, Debapriya Pal, Bijaya Paul, R. Sanjeev and V. Jagannadham, 'Rapid calculation of the number of  $\pi$ -bonds,  $\sigma$ -bonds, single and double bonds in aliphatic unsaturated open chain and cyclic olefinic hydrocarbons', *Education in Chemical Science and Technology, Ind. Chem. Soc.*, 2(1), 41-46, 2014.
16. Arijit Das, 'Innovative And Time Economic Pedagogical Views In Chemical Education - A Review Article', *WJCE*, 2(3), 29-38, 2014, doi:10.12691/wjce-2-3-1.
17. Arijit Das and Bijaya Paul, 'Time Economic Innovative Pedagogies In Chemical Science-A Review Article', *Education in Chemical Science and Technology, Ind.Chem.Soc.*, 3(1), 1-28, 2015.
18. Arijit Das, 'Bond-order and Magnetic Behavior of Diatomic Species without Molecular Orbital Theory', *WJCE*, Book Chapter, 5(4), 128-131, 2017, doi:10.12691/wjce-5-4-2.